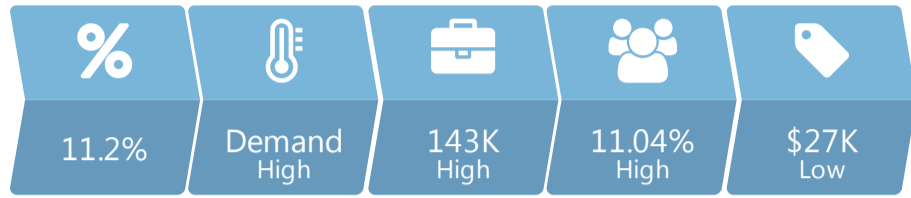


[View Full Report](#)

Cameron County - Cameron County is the southernmost county located in the U.S. state of Texas. As of the 2010 census, its population was 406,220. Its county seat is Brownsville. Cameron County was founded in 1848 and is named for Captain Ewen Cameron, a soldier during the Texas Revolution and in the ill-fated Mier Expedition. Cameron County is part of the Brown... [More](#)

Source: Multiple sources including Workforce Information Database and Wikipedia



Supply and Demand

19.38

Candidates available per job opening.
84,204 Candidates | 4,344 Job Openings

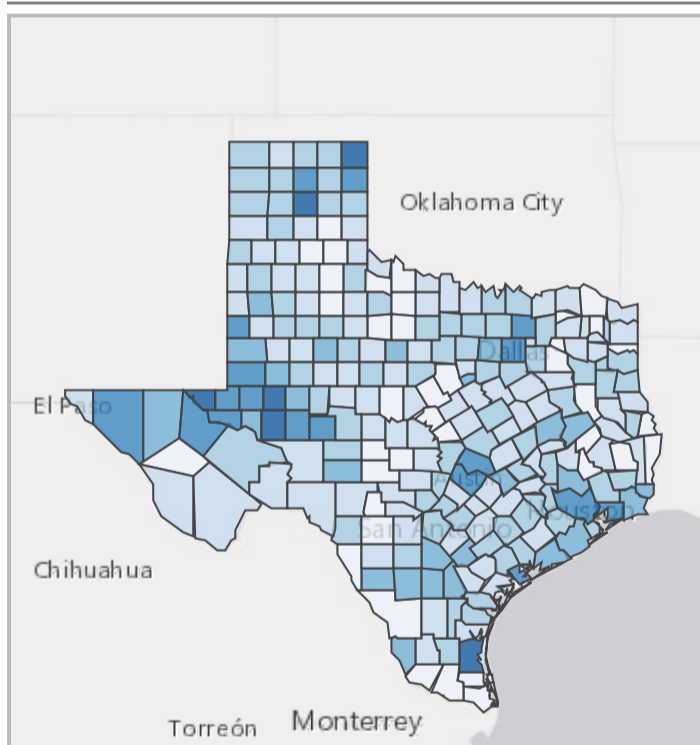
Job Source: Online advertised jobs data
 Candidate Source: Individuals with active résumés in the workforce system.

Employers by Number of Job Openings


Employer Name	Job Openings
Tenet Healthcare Corporation	<u>121</u>
SPACE EXPLORATION TECHNOLOGIES	<u>116</u>
HARLINGEN MEDICAL CENTER	<u>112</u>
Valley Baptist Health System	<u>96</u>
Space Exploration Technologies Corp.	<u>87</u>

Source: Online advertised jobs data

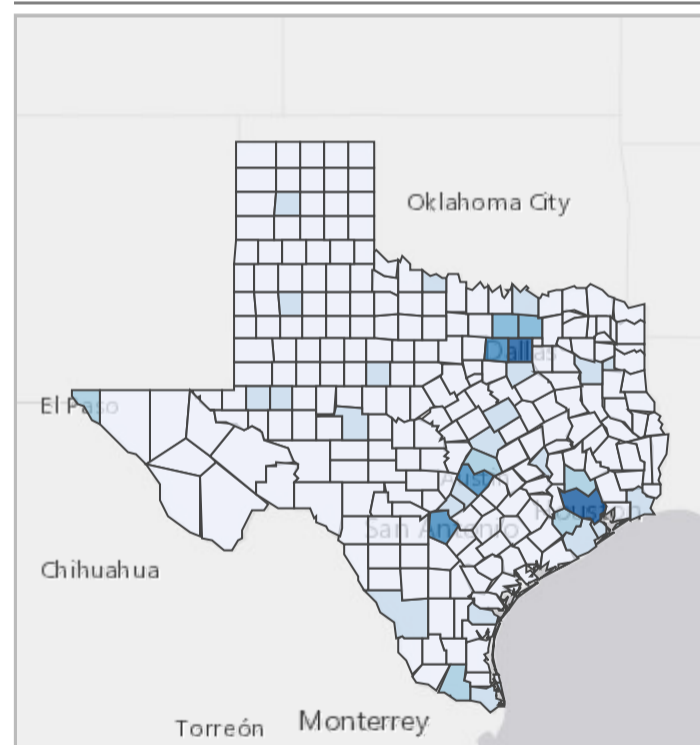
Average Wage Distribution in Texas by County



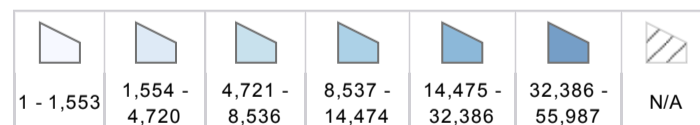
Average Weekly Wage



Advertised Job Openings in Texas by County



Job Openings



Source: Labor Market Statistics, Quarterly Census of Employment and Wages Program

Source: Online advertised jobs data

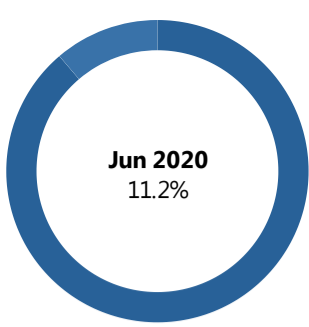
Employment and Unemployment

Income Totals

not available

of the state's income

Source: U.S. Bureau of Economic Analysis




Source: Local Area Unemployment Statistics (LAUS) Program

Top Growing Occupations

Personal Care Aides	\$20,635	         
Home Health Aides	\$19,457	   
Combined Food Preparation and Serving Workers, Including Fast Food	\$18,848	   
Retail Salespersons	\$21,785	  
Cashiers	\$20,785	  

Source: Occupational Employment Projections and Occupational Employment Statistics (OES) Program

 = 300 Annual Openings

Projection data represents Cameron County (No data available for Cameron County, TX)
Wage data represents Cameron County (No data available for Cameron County, TX)

Employment and Wages

Area	Number of Employees	Average Hourly Wage†	Average Weekly Wage	Average Annual Wage†
Cameron County	143,005	\$17.53	\$701	\$36,452
Cameron County	143,005	\$17.53	\$701	\$36,452
Brownsville-Harlingen, TX	143,005	\$17.53	\$701	\$36,452
Metropolitan Statistical Area	143,005	\$17.53	\$701	\$36,452
Texas	12,770,951	\$29.68	\$1,187	\$61,724

† Assumes a 40-hour week worked the year round.

Source: Labor Market Statistics, Quarterly Census of Employment and Wages Program